

Select version:


macOS Big Sur 11.0





















Search the user guide


Table of Contents 

What are those symbols shown in menus on Mac?

Many app menus on your Mac show key combinations, such as N, next to certain menu options. The symbols in the key combinations represent special keyboard keys, called *modifier keys*.

You can press the key combinations shown in menus to perform actions without opening the menus.

Modifier key	Symbol
Command	
Shift	
Option	
Control	
Return	
Delete	
Forward Delete	
Up Arrow	
Down Arrow	
Left Arrow	
Right Arrow	
Page Up	
Page Down	
Top (Home)	
End	
Tab Right	
Tab Left	
Escape (Esc)	

If you turn on Sticky Keys in Accessibility preferences, you see the Command, Shift, Option, and Control key symbols on your screen when you press those keys. To open Accessibility preferences on your Mac, choose Apple menu  > System Preferences, then click Accessibility.

See also

What's in the menu bar on Mac?

What's in the Apple menu on Mac?

What's it called on my Mac?

Apple Support article: Mac keyboard shortcuts

Helpful?

[Support](#)

[macOS User Guide](#)

[What are those symbols shown in menus on Mac?](#)