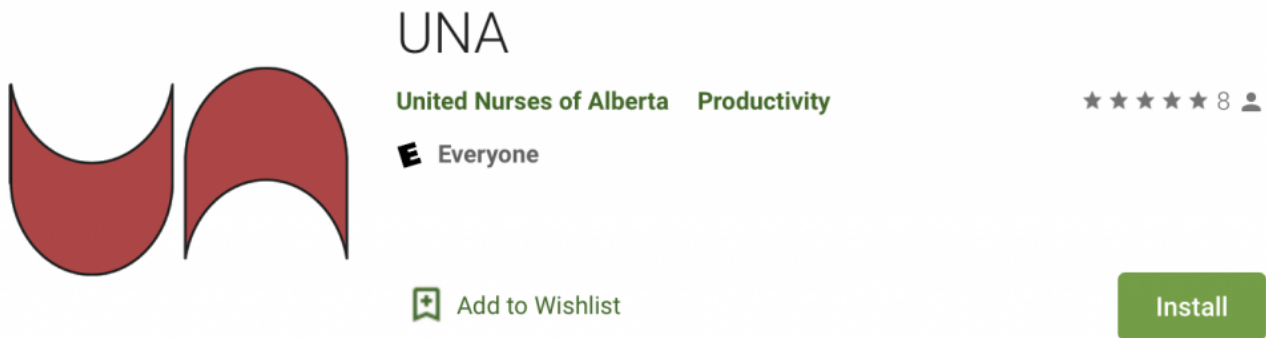


Your UNANet account username and password is used to log into FirstClass, DMS Web and UNA apps.

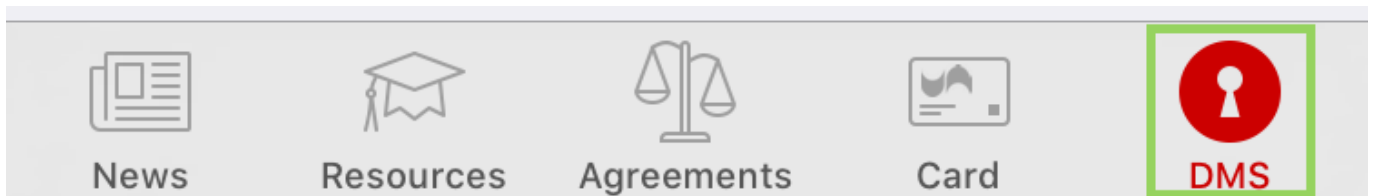
If you use an Apple iPhone or iPad, use the procedure outlined in this tutorial to sign into the UNA Data Management System (DMS) using the UNA App.

The **United Nurses of Alberta App** can be downloaded from the App Store for Apple iOS devices or the Play Store for Android.

This app allows users to access UNA resources such as up to date news, forums, membership information and collective agreements.



Tap on the **DMS Tab** that is located at the bottom of the screen.



A **DMS Login** screen will open. Tap **Activate Your Account**.



DMS Login

I am a [Member](#)

Log In

[Activate Your Account](#)

[Forgot Password?](#)

The **Activate Your Account** screen will appear, tap on **Scan Member Card QR Code**.



DMS Login

I am a [Member](#)

Log In

[Activate Your Account](#)

[Forgot Password?](#)

Activate Your Account

How would you like to activate your account?



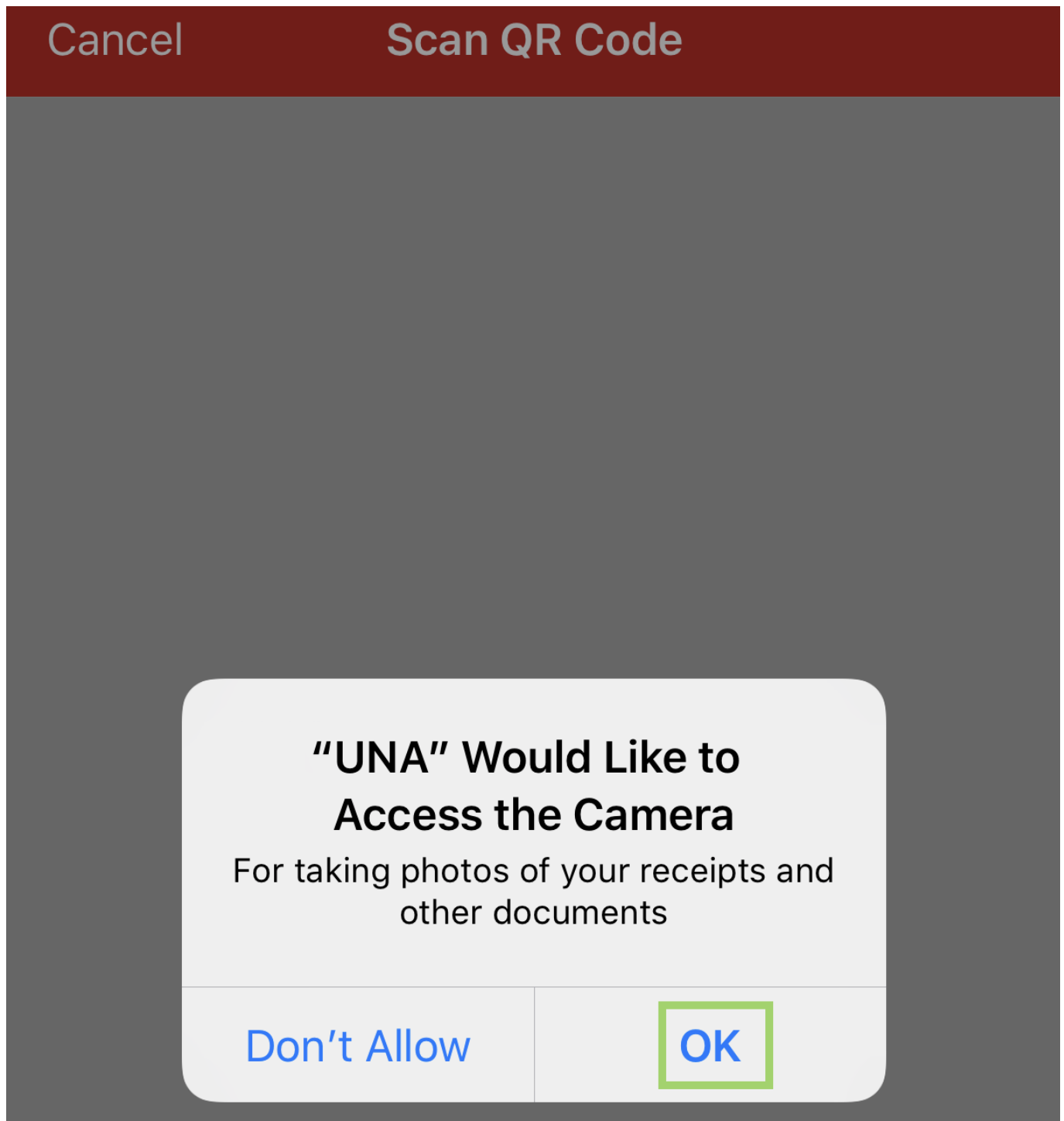
[Scan Member Card QR Code](#)



[Enter Member Card Information](#)

[Cancel](#)

"UNA" Would Like to Access the Camera screen will appear. Tap **OK**.



Scan QR Code screen will open. The camera on your smartphone will open and you will need to hold your membership card with the **QR Code** under the camera. Once the code is read your account will be activated. If successful, you will be automatically logged in DMS. If not successful you will be presented with an error message explaining next steps to take if any.

Cancel

Scan QR Code

Please scan the square QR code from the front of your Membership card

